







Carriage Trail Patch Hill

-  Red Trail (Access Trail)
-  Yellow Trail (Main Trail)
-  Blue Trail (Secondary Trail)
-  Buildings
-  Wetland Overlay District
-  Parking

0 400 800 Feet

